

Signify Classified - Internal  
Cooper Lighting Solutions Photometric Lab  
1121 Highway 74 South  
Peachtree City, GA 30269



Scaled data based on original data using  
LM-79-08 Approved Method: Electrical and Photometric Measurements of Solid-  
State Lighting Products

Test Report Prepared for  
Cooper Lighting Solutions  
(formerly Eaton)

Brand: STREETWORKS

Report Number: P868055

Luminaire Tested: **MEM2-HSN-SA-100-750-U-T3**

Issue Date: 08/21/2024



**Test Information**

Test Method: LM-79-08  
Report Number: P868055  
Test Lab: INNOVATION CENTER(G3)  
Issue Date: 08/21/2024  
Manufacturer: COOPER LIGHTING SOLUTIONS (FORMERLY EATON)  
Product Line: STREETWORKS  
Catalog Number: MEM2-HSN-SA-100-750-U-T3  
Description: EPIC MODERN SHORT HOUSING DISCRETE LED ARRAYS 100W 70CRI 5000K  
FITXURE w/ TYPE III DISTRIBUTION OPTIC  
Light Source: (20) 5000K CCT, 70 CRI LEDS  
Ballast/Driver: ELECTRONIC DRIVER

**Summary**

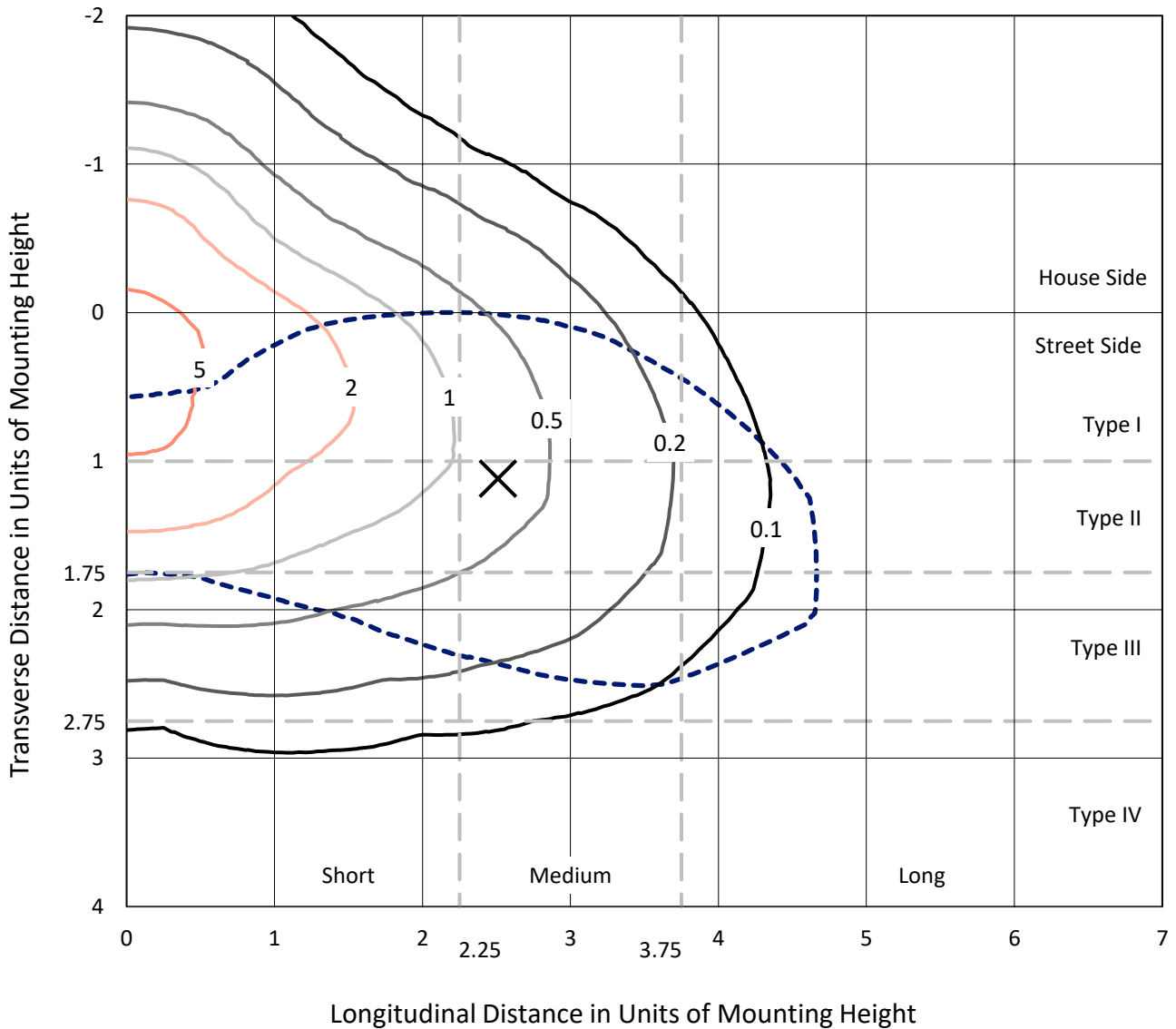
Lumens per Lamp: N/A  
Luminaire Lumens: 13621.6 lumens  
Efficiency: N/A  
Efficacy: 134.9 lumens/watt  
Luminous Opening: Rectangular (W 0.67' x L: 0.33' x H: 0')  
IES Classification: Type III - Medium  
BUG Rating: B2 - U0 - G2

Input Watts (W): 101  
Input Voltage (V): 120  
Input Current (Ain): NR  
Voltage Rise (V): NR  
Power Factor: 0.99  
Total Harmonic Distortion (THDi): 9.45%  
Frequency (hertz): 60  
Stabilization Time: NR  
Operation Time: NR  
Ambient Temperature (°C): NR  
Test Distance: 24 FT

REPORT NUMBER: P868055  
 CATALOG NUMBER: MEM2-HSN-SA-100-750-U-T3

### Iso-Footcandle Lines of Horizontal Illumination

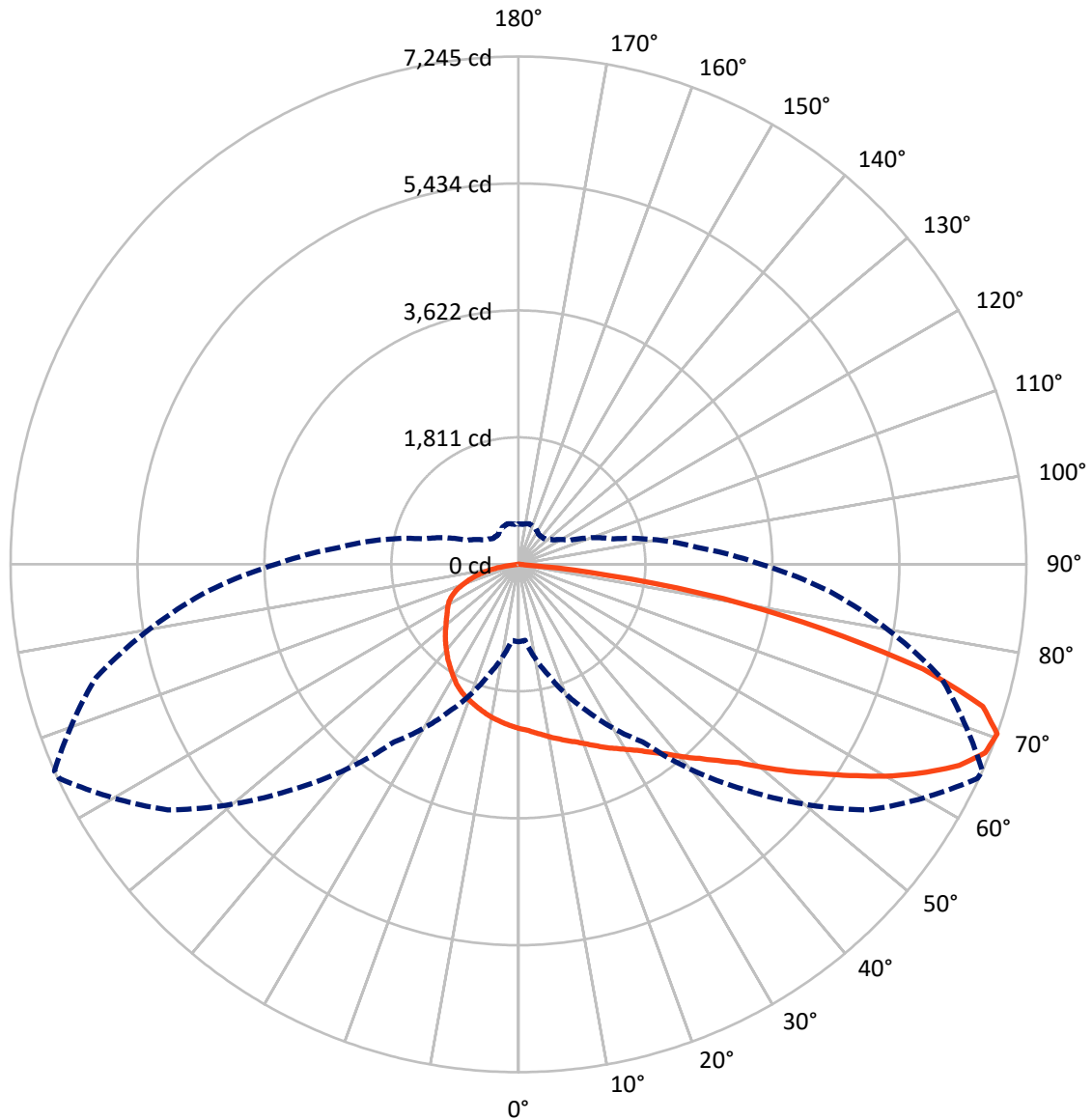
× Max cd  
 - - - 1/2 Max cd



Based on 20 foot mounting height. Maximum calculated value = 6.3 fc  
 Type III - Medium - N/A

REPORT NUMBER: P868055  
CATALOG NUMBER: MEM2-HSN-SA-100-750-U-T3

### Luminous Intensity Polar Plot



— Vertical Plane Through 66-Deg Lateral      - - - Horizontal Cone Through 70-Deg Vertical

REPORT NUMBER: P868055  
 CATALOG NUMBER: MEM2-HSN-SA-100-750-U-T3

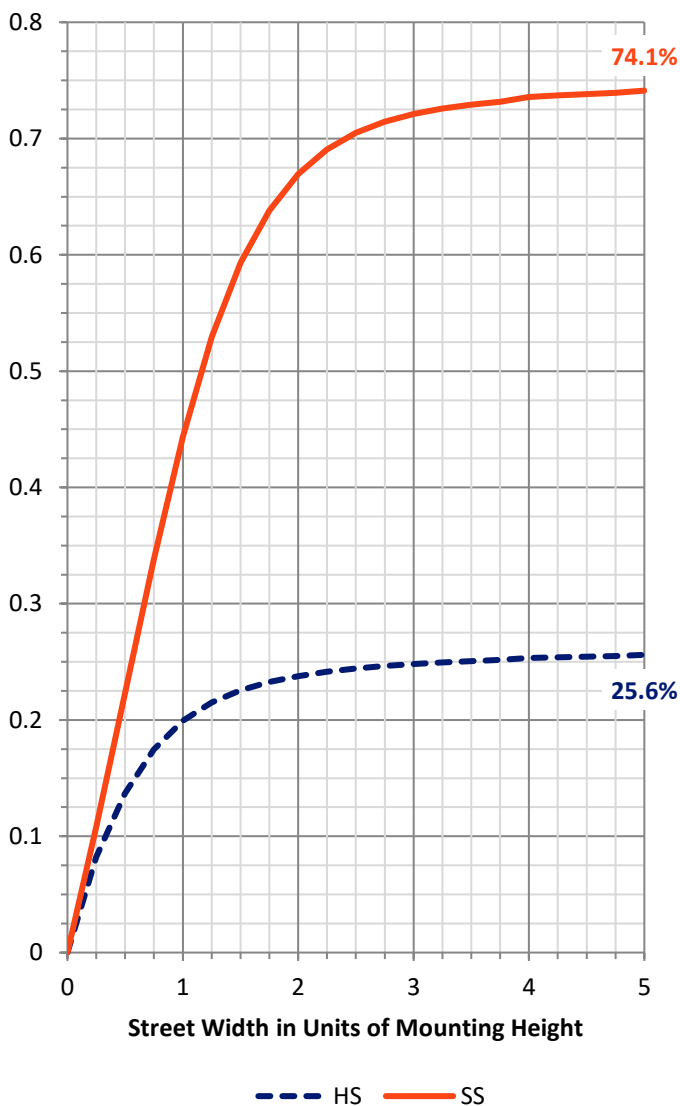
**FLUX DISTRIBUTION:**

		Downward	Upward	Total
<b>House Side</b>	Lumens	3510.4	0.0	3510.4
	% Fixture	25.8	0.0	25.8
<b>Street Side</b>	Lumens	10111.2	0.0	10111.2
	% Fixture	74.2	0.0	74.2
<b>Total</b>	Lumens	13621.6	0.0	13621.6
	% Fixture	100.0	0.0	100.0

**Coefficient of Utilization**

**ZONAL LUMENS:**

Zone	Lumens	% Fixture
0°-10°	224.3	1.6
10°-20°	668.1	4.9
20°-30°	1122.1	8.2
30°-40°	1690.5	12.4
40°-50°	2295.1	16.8
50°-60°	2727.3	20.0
60°-70°	2783.4	20.4
70°-80°	1861.7	13.7
80°-90°	249.1	1.8
90°-100°	0.0	0.0
100°-110°	0.0	0.0
110°-120°	0.0	0.0
120°-130°	0.0	0.0
130°-140°	0.0	0.0
140°-150°	0.0	0.0
150°-160°	0.0	0.0
160°-170°	0.0	0.0
170°-180°	0.0	0.0
0°-90°	13621.6	100.0
0°-180°	13621.6	100.0



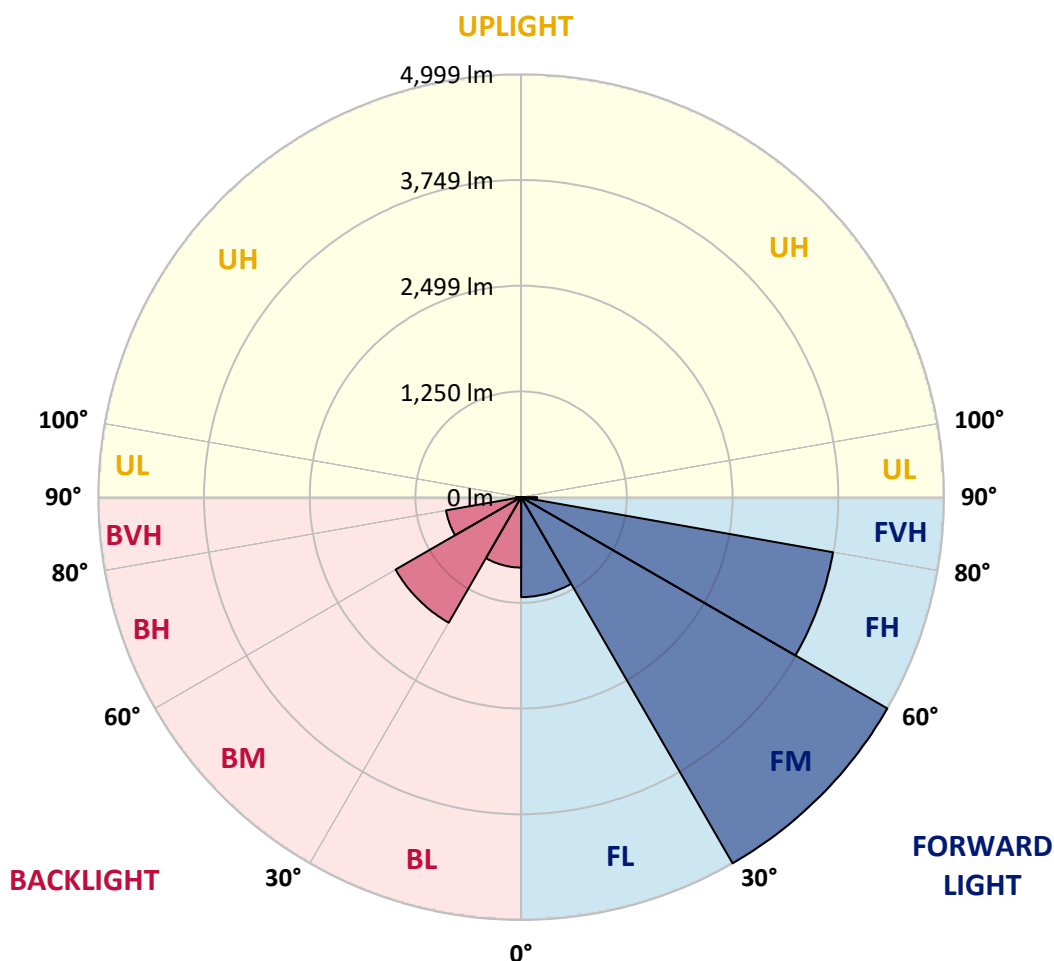
REPORT NUMBER: P868055  
 CATALOG NUMBER: MEM2-HSN-SA-100-750-U-T3

**LUMINAIRE CLASSIFICATION SYSTEM LUMEN TABLE AND BUG RATING:**

Zone	Lumens	% Fixture	Zone Rating/Lumen Limit		
			B	U	G
FL (0°-30°)	1182.1	8.7			
FM (30°-60°)	4998.9	36.7			
FH (60°-80°)	3743.7	27.5			G2/5000
FVH (80°-90°)	186.5	1.4			G2/225
BL (0°-30°)	832.4	6.1	B2/1000		
BM (30°-60°)	1714.1	12.6	B2/2500		
BH (60°-80°)	901.4	6.6	B2/1000		G2/1000
BVH (80°-90°)	62.5	0.5			G1/100
UL (90°-100°)	0.0	0.0		U0/0	
UH (100°-180°)	0.0	0.0		U0/0	

**BUG Rating: B2-U0-G2**

Type III Medium





REPORT NUMBER: P868055  
 CATALOG NUMBER: MEM2-HSN-SA-100-750-U-T3

**CANDELA DISTRIBUTION (FULL):**

	0°	5°	15°	25°	35°	45°	55°	65°	66°	75°	85°
0°	2343.7	2343.7	2343.7	2343.7	2343.7	2343.7	2343.7	2343.7	2343.7	2343.7	2343.7
2.5°	2427.6	2416.7	2408.6	2414.0	2397.8	2403.2	2384.3	2370.7	2368.0	2362.6	2357.2
5°	2503.3	2503.3	2489.8	2489.8	2470.9	2468.2	2441.1	2411.3	2411.3	2392.4	2370.7
7.5°	2584.5	2579.1	2562.9	2560.2	2538.5	2533.1	2503.3	2457.3	2454.6	2419.4	2387.0
10°	2641.4	2644.1	2633.2	2633.2	2617.0	2603.5	2560.2	2511.5	2506.0	2460.0	2408.6
12.5°	2684.7	2690.1	2687.4	2687.4	2673.8	2673.8	2625.1	2560.2	2554.8	2495.2	2422.1
15°	2730.7	2728.0	2736.1	2738.8	2733.4	2725.3	2690.1	2614.3	2611.6	2533.1	2441.1
17.5°	2771.3	2768.6	2771.3	2784.8	2787.5	2787.5	2752.3	2673.8	2663.0	2579.1	2457.3
20°	2795.6	2801.0	2811.9	2828.1	2836.2	2857.9	2828.1	2744.2	2733.4	2627.8	2492.5
22.5°	2887.6	2871.4	2879.5	2890.3	2901.2	2930.9	2903.9	2817.3	2809.1	2700.9	2533.1
25°	3044.6	3044.6	3025.7	3006.7	2993.2	3006.7	2985.1	2901.2	2895.7	2765.8	2579.1
27.5°	3317.9	3317.9	3277.3	3207.0	3117.7	3093.3	3077.1	2990.5	2974.2	2836.2	2608.9
30°	3664.3	3675.2	3602.1	3483.0	3317.9	3209.7	3169.1	3074.4	3066.2	2906.6	2654.9
32.5°	4035.1	4056.8	4002.6	3829.4	3558.8	3347.7	3282.8	3185.3	3166.4	2990.5	2714.4
35°	4368.0	4389.6	4316.6	4154.2	3807.8	3548.0	3418.1	3307.1	3296.3	3098.7	2803.7
37.5°	4638.6	4644.0	4598.0	4400.5	4016.2	3715.8	3585.9	3453.2	3431.6	3228.6	2898.5
40°	4925.5	4947.1	4901.1	4657.6	4205.6	3897.1	3753.6	3629.2	3610.2	3363.9	2987.8
42.5°	5225.9	5223.2	5223.2	4879.5	4395.0	4048.6	3935.0	3797.0	3786.1	3502.0	3085.2
45°	5409.9	5420.7	5391.0	5012.1	4673.8	4205.6	4110.9	4010.7	3991.8	3694.1	3212.4
47.5°	5455.9	5431.6	5296.2	5114.9	4987.7	4368.0	4332.8	4273.3	4230.0	3905.2	3369.4
50°	5393.7	5355.8	5277.3	5160.9	5104.1	4562.8	4557.4	4587.2	4557.4	4162.3	3550.7
52.5°	5160.9	5155.5	5142.0	5169.0	5077.0	4717.1	4811.8	4914.7	4909.2	4424.8	3740.1
55°	4671.1	4706.3	4868.6	5039.1	4974.2	4822.6	5096.0	5293.5	5271.9	4733.3	3935.0
57.5°	4170.4	4205.6	4414.0	4819.9	4874.1	4936.3	5415.3	5723.8	5688.7	5068.9	4113.6
60°	3734.7	3696.8	3905.2	4489.8	4733.3	5039.1	5732.0	6159.6	6129.8	5404.5	4297.6
62.5°	3044.6	3082.5	3415.4	4008.0	4535.8	5104.1	5991.8	6554.7	6535.7	5713.0	4446.5
65°	2408.6	2357.2	2857.9	3502.0	4194.8	5082.4	6216.4	6925.4	6911.9	6016.1	4560.1
67.5°	1637.3	1602.1	2262.5	2998.6	3732.0	4909.2	6267.8	7174.4	7179.8	6194.7	4589.9
70°	1104.2	1087.9	1626.5	2305.8	3090.6	4535.8	6108.1	7225.8	7244.8	6240.7	4457.3
72.5°	814.6	811.9	1190.8	1645.4	2300.4	3829.4	5672.4	6890.3	6925.4	5916.0	4067.6
75°	641.4	649.5	849.8	1169.1	1534.5	2833.5	4771.2	5907.9	5962.0	5109.5	3377.5
77.5°	525.0	525.0	595.4	839.0	1025.7	1759.1	3431.6	4324.7	4432.9	3943.1	2600.8
80°	424.9	433.0	441.1	584.6	679.3	1004.0	1997.3	2884.9	2963.4	2746.9	1878.2
82.5°	232.7	249.0	240.9	303.1	341.0	465.5	792.9	1166.4	1285.5	1144.8	852.5
85°	16.2	10.8	18.9	24.4	29.8	46.0	62.2	86.6	81.2	116.4	59.5
87.5°	2.7	2.7	2.7	5.4	5.4	8.1	10.8	10.8	10.8	10.8	10.8
90°	0.0	0.0	0.0	0.0	0.0	0.0	0.0	0.0	0.0	0.0	0.0



REPORT NUMBER: P868055

CATALOG NUMBER: MEM2-HSN-SA-100-750-U-T3

**CANDELA DISTRIBUTION (continued):**

	90°	95°	105°	115°	125°	135°	145°	155°	165°	175°	180°
0°	2343.7	2343.7	2343.7	2343.7	2343.7	2343.7	2343.7	2343.7	2343.7	2343.7	2343.7
2.5°	2354.5	2341.0	2319.3	2313.9	2305.8	2294.9	2284.1	2267.9	2262.5	2267.9	2273.3
5°	2357.2	2338.3	2303.1	2281.4	2259.8	2240.8	2219.2	2197.5	2184.0	2186.7	2197.5
7.5°	2365.3	2338.3	2284.1	2248.9	2213.8	2184.0	2148.8	2124.5	2108.2	2110.9	2119.0
10°	2376.1	2338.3	2273.3	2213.8	2165.0	2121.7	2086.6	2056.8	2040.6	2037.9	2040.6
12.5°	2378.8	2335.5	2248.9	2175.9	2116.3	2059.5	2021.6	1994.5	1978.3	1970.2	1975.6
15°	2387.0	2327.4	2224.6	2135.3	2062.2	2002.7	1956.7	1924.2	1913.4	1907.9	1905.2
17.5°	2397.8	2324.7	2202.9	2094.7	2008.1	1940.4	1899.8	1867.4	1853.8	1848.4	1853.8
20°	2414.0	2327.4	2178.6	2054.1	1959.4	1891.7	1845.7	1813.2	1802.4	1799.7	1797.0
22.5°	2435.7	2332.8	2159.6	2016.2	1905.2	1837.6	1791.6	1769.9	1761.8	1764.5	1764.5
25°	2457.3	2338.3	2132.6	1964.8	1848.4	1778.0	1745.6	1729.3	1734.7	1745.6	1745.6
27.5°	2476.3	2335.5	2094.7	1910.7	1780.8	1715.8	1691.4	1694.1	1707.7	1726.6	1729.3
30°	2500.6	2335.5	2054.1	1843.0	1705.0	1642.7	1637.3	1659.0	1680.6	1699.6	1699.6
32.5°	2538.5	2351.8	2021.6	1775.3	1626.5	1577.8	1602.1	1631.9	1656.3	1675.2	1680.6
35°	2603.5	2387.0	2000.0	1707.7	1550.7	1515.5	1561.5	1610.3	1626.5	1640.0	1642.7
37.5°	2665.7	2419.4	1972.9	1642.7	1472.2	1458.7	1520.9	1572.4	1575.1	1583.2	1583.2
40°	2725.3	2443.8	1937.7	1572.4	1396.5	1396.5	1469.5	1512.8	1507.4	1499.3	1502.0
42.5°	2790.2	2457.3	1897.1	1507.4	1334.2	1334.2	1393.7	1431.6	1428.9	1439.8	1447.9
45°	2868.7	2484.4	1843.0	1447.9	1269.3	1258.4	1307.1	1339.6	1380.2	1428.9	1442.5
47.5°	2976.9	2522.3	1799.7	1382.9	1215.1	1177.2	1196.2	1263.8	1309.9	1350.4	1355.9
50°	3090.6	2576.4	1761.8	1315.3	1150.2	1082.5	1098.8	1174.5	1201.6	1217.8	1226.0
52.5°	3212.4	2619.7	1729.3	1258.4	1082.5	985.1	1006.7	1079.8	1098.8	1112.3	1115.0
55°	3317.9	2654.9	1688.7	1204.3	1009.5	893.1	920.1	990.5	1009.5	1025.7	1025.7
57.5°	3428.9	2687.4	1661.7	1158.3	931.0	817.3	836.2	906.6	933.7	939.1	947.2
60°	3520.9	2717.1	1637.3	1115.0	857.9	749.6	763.2	825.4	857.9	860.6	866.0
62.5°	3585.9	2736.1	1623.8	1060.9	784.8	682.0	692.8	755.1	792.9	801.1	803.8
65°	3626.5	2746.9	1599.4	990.5	722.6	625.2	625.2	687.4	725.3	744.2	749.6
67.5°	3607.5	2728.0	1534.5	909.3	665.8	568.3	565.6	627.9	660.3	671.2	673.9
70°	3461.4	2617.0	1401.9	809.2	606.2	516.9	511.5	568.3	598.1	573.7	576.4
72.5°	3163.7	2365.3	1220.5	709.1	544.0	468.2	462.8	511.5	514.2	514.2	511.5
75°	2665.7	1932.3	974.3	603.5	479.0	416.8	419.5	457.4	460.1	473.6	465.5
77.5°	2043.3	1431.6	760.5	481.7	405.9	370.8	384.3	397.8	416.8	435.7	416.8
80°	1485.8	987.8	527.7	359.9	313.9	313.9	319.3	332.9	359.9	378.9	359.9
82.5°	636.0	435.7	243.6	178.6	154.3	151.6	154.3	154.3	189.4	194.9	170.5
85°	48.7	40.6	29.8	29.8	24.4	13.5	13.5	10.8	8.1	8.1	8.1
87.5°	10.8	8.1	8.1	8.1	5.4	5.4	5.4	5.4	5.4	5.4	5.4
90°	0.0	0.0	0.0	0.0	0.0	0.0	0.0	0.0	0.0	0.0	0.0



LM-79-2019: Approved Method: Electrical and Photometric Measurements of Solid-State Lighting Products

Report Prepared for

Cooper Lighting Solutions

Streetworks

Report Number: SP1-2407-157-6

Test Date: 08/07/2024

Luminaire Tested: MEM2-HTN-SA-30-750-U-5WQ-2

Data in this report applies to families of products including MEM2-HTN-SA-30-750-U-5WQ-2

**Test Information**

Test Method: LM-79-2019  
 Report Number: SP1-2407-157-6  
 Test Lab: COOPER LIGHTING SOLUTIONS  
 Photometer: SP1 - 76IN SPHERE  
 Measurement Geometry: 4π  
 Issue Date: 08/20/2024  
 Manufacturer: COOPER LIGHTING SOLUTIONS  
 Product Line: Streetworks  
 Catalog Number: **MEM2-HTN-SA-30-750-U-5WQ-2**  
 Description: Epic Modern Light Square 30W 5WQ Optic and Flare Trim

**Spectral Parameters**

CCT (K): 5094  
 CIE u': 0.2082  
 CIE v': 0.4867  
 Duv: 0.0032  
 CIE x: 0.3430  
 CIE y: 0.3564  
 CIE z: 0.3006  
 Peak Wavelength (nm): 451  
 Dominant Wavelength (nm): 568  
 Purity: 9.86439  
 Rf: 73.7  
 Rg: 93

CRI (Ra):	72.0		
R1:	68.6	R9:	-39.6
R2:	78.1	R10:	47.6
R3:	84.6	R11:	68.2
R4:	71.6	R12:	41.4
R5:	69.6	R13:	70.4
R6:	69.4	R14:	91.4
R7:	80.9	R15:	61.4
R8:	53.1		



**Test Conditions**

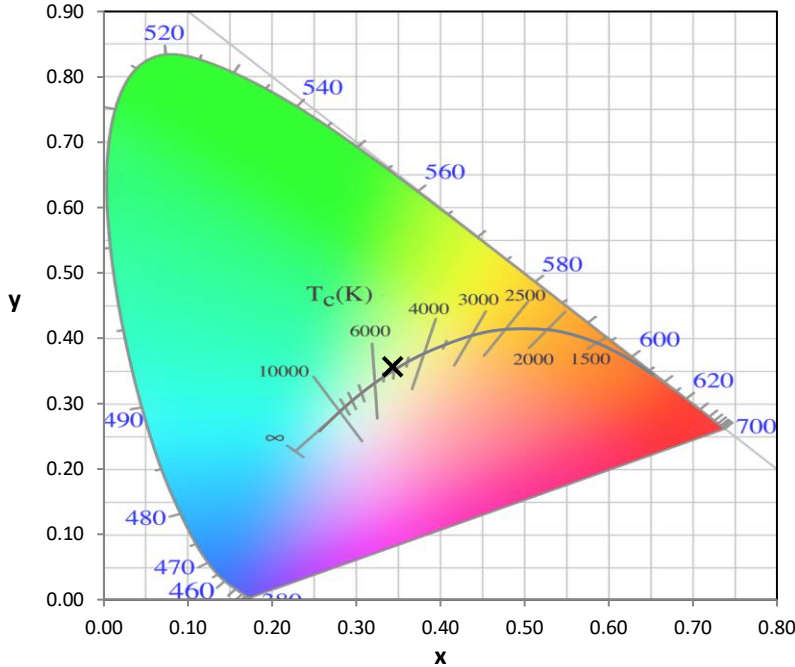
Stabilization Time: 20M  
 Operation Time: 1H 20M  
 Sphere Temperature (°C): 24.2

REPORT NUMBER: SP1-2407-157-6

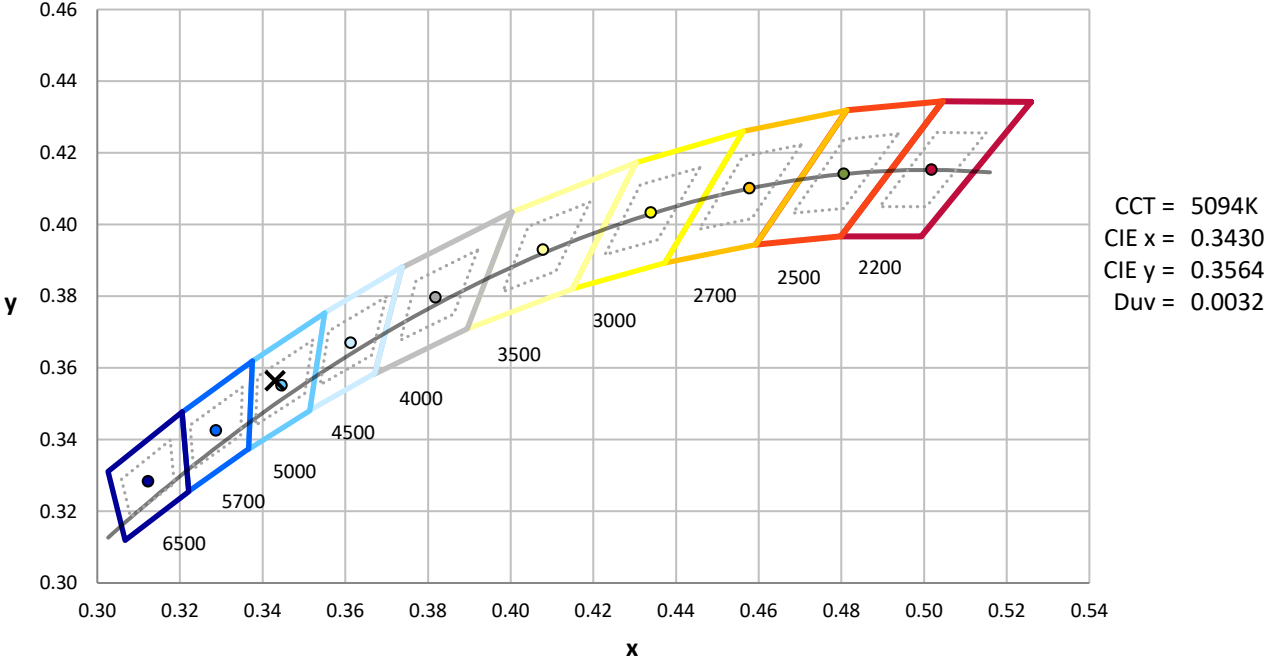
Measurement and Test Equipment			
Instrument	Identification Number	Calibration Date	Calibration Due Date
Photometer	IN0058	6/18/2024	12/18/2024
Power Meter	INXT2011004	2/8/2024	2/8/2025
AC Power Source	IN0063	10/24/2023	10/24/2024
DC Power Source	IN0208	10/24/2023	10/24/2024
Sphere Thermometer	IN0085	10/24/2023	10/24/2024
Room Thermometer	IN0046	10/24/2023	10/24/2024

REPORT NUMBER: SP1-2407-157-6

**CIE 1931 Chromaticity Diagram**



**CIE 1931 Chromaticity Diagram with 2017 ANSI 7-Step and 4-Step Quadrangles**



Point lies inside the ANSI 5000K 4-step quadrangle

REPORT NUMBER: SP1-2407-157-6

**Photopic Flux vs. Wavelength**

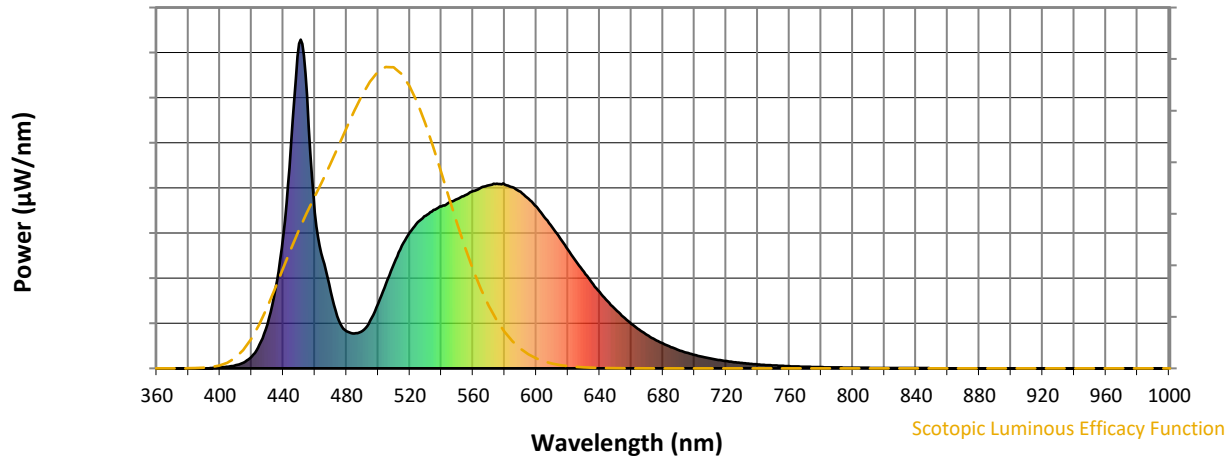


**Photopic Lumens: NR**

λ (nm)	Power W <sup>^</sup> /nm	Lumens (φ/nm)	λ (nm)	Power W <sup>^</sup> /nm	Lumens (φ/nm)	λ (nm)	Power W <sup>^</sup> /nm	Lumens (φ/nm)	λ (nm)	Power W <sup>^</sup> /nm	Lumens (φ/nm)	λ (nm)	Power W <sup>^</sup> /nm	Lumens (φ/nm)
360	0	NR	490	114	NR	620	361	NR	750	9	NR	880	0	NR
365	0	NR	495	145	NR	625	326	NR	755	8	NR	885	0	NR
370	0	NR	500	197	NR	630	294	NR	760	7	NR	890	0	NR
375	0	NR	505	259	NR	635	261	NR	765	6	NR	895	0	NR
380	0	NR	510	319	NR	640	232	NR	770	5	NR	900	0	NR
385	0	NR	515	373	NR	645	204	NR	775	4	NR	905	0	NR
390	0	NR	520	414	NR	650	179	NR	780	4	NR	910	0	NR
395	1	NR	525	445	NR	655	157	NR	785	3	NR	915	0	NR
400	3	NR	530	465	NR	660	136	NR	790	3	NR	920	0	NR
405	5	NR	535	482	NR	665	118	NR	795	2	NR	925	0	NR
410	9	NR	540	493	NR	670	102	NR	800	2	NR	930	0	NR
415	18	NR	545	505	NR	675	87	NR	805	2	NR	935	0	NR
420	36	NR	550	515	NR	680	75	NR	810	2	NR	940	0	NR
425	72	NR	555	527	NR	685	65	NR	815	1	NR	945	0	NR
430	134	NR	560	540	NR	690	56	NR	820	1	NR	950	0	NR
435	242	NR	565	550	NR	695	48	NR	825	1	NR	955	0	NR
440	407	NR	570	557	NR	700	41	NR	830	1	NR	960	0	NR
445	684	NR	575	561	NR	705	35	NR	835	1	NR	965	0	NR
450	988	NR	580	559	NR	710	30	NR	840	1	NR	970	0	NR
455	828	NR	585	551	NR	715	26	NR	845	1	NR	975	0	NR
460	473	NR	590	537	NR	720	22	NR	850	1	NR	980	0	NR
465	333	NR	595	516	NR	725	19	NR	855	0	NR	985	0	NR
470	232	NR	600	491	NR	730	16	NR	860	0	NR	990	0	NR
475	146	NR	605	461	NR	735	14	NR	865	0	NR	995	0	NR
480	113	NR	610	429	NR	740	12	NR	870	0	NR	1000	0	NR
485	106	NR	615	395	NR	745	10	NR	875	0	NR			

REPORT NUMBER: SP1-2407-157-6

**Scotopic Flux vs. Wavelength**



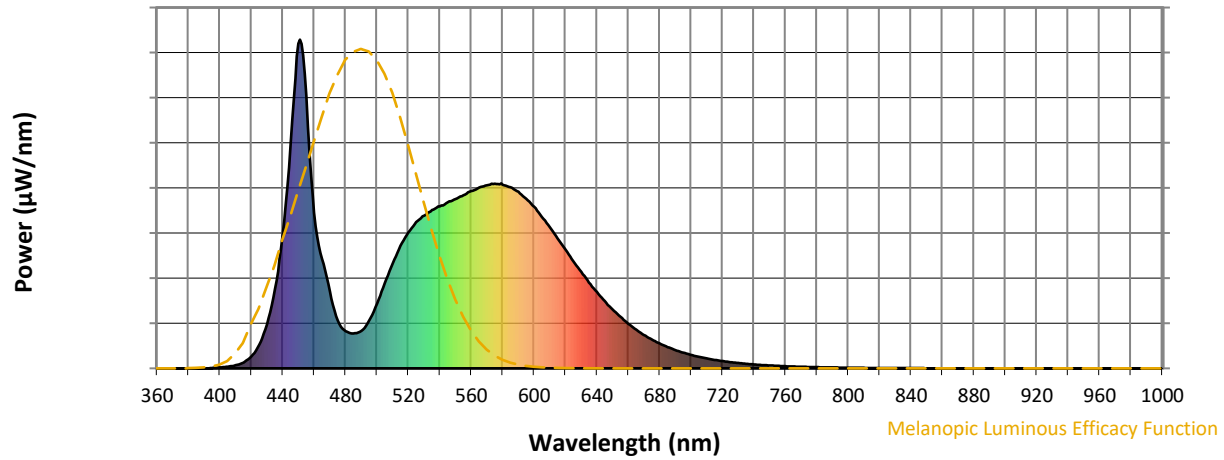
**Scotopic Lumens: NR**

**S/P: 1.81**

λ (nm)	Power W <sup>^</sup> /nm	Lumens (φ/nm)	λ (nm)	Power W <sup>^</sup> /nm	Lumens (φ/nm)	λ (nm)	Power W <sup>^</sup> /nm	Lumens (φ/nm)	λ (nm)	Power W <sup>^</sup> /nm	Lumens (φ/nm)	λ (nm)	Power W <sup>^</sup> /nm	Lumens (φ/nm)
360	0	NR	490	114	NR	620	361	NR	750	9	NR	880	0	NR
365	0	NR	495	145	NR	625	326	NR	755	8	NR	885	0	NR
370	0	NR	500	197	NR	630	294	NR	760	7	NR	890	0	NR
375	0	NR	505	259	NR	635	261	NR	765	6	NR	895	0	NR
380	0	NR	510	319	NR	640	232	NR	770	5	NR	900	0	NR
385	0	NR	515	373	NR	645	204	NR	775	4	NR	905	0	NR
390	0	NR	520	414	NR	650	179	NR	780	4	NR	910	0	NR
395	1	NR	525	445	NR	655	157	NR	785	3	NR	915	0	NR
400	3	NR	530	465	NR	660	136	NR	790	3	NR	920	0	NR
405	5	NR	535	482	NR	665	118	NR	795	2	NR	925	0	NR
410	9	NR	540	493	NR	670	102	NR	800	2	NR	930	0	NR
415	18	NR	545	505	NR	675	87	NR	805	2	NR	935	0	NR
420	36	NR	550	515	NR	680	75	NR	810	2	NR	940	0	NR
425	72	NR	555	527	NR	685	65	NR	815	1	NR	945	0	NR
430	134	NR	560	540	NR	690	56	NR	820	1	NR	950	0	NR
435	242	NR	565	550	NR	695	48	NR	825	1	NR	955	0	NR
440	407	NR	570	557	NR	700	41	NR	830	1	NR	960	0	NR
445	684	NR	575	561	NR	705	35	NR	835	1	NR	965	0	NR
450	988	NR	580	559	NR	710	30	NR	840	1	NR	970	0	NR
455	828	NR	585	551	NR	715	26	NR	845	1	NR	975	0	NR
460	473	NR	590	537	NR	720	22	NR	850	1	NR	980	0	NR
465	333	NR	595	516	NR	725	19	NR	855	0	NR	985	0	NR
470	232	NR	600	491	NR	730	16	NR	860	0	NR	990	0	NR
475	146	NR	605	461	NR	735	14	NR	865	0	NR	995	0	NR
480	113	NR	610	429	NR	740	12	NR	870	0	NR	1000	0	NR
485	106	NR	615	395	NR	745	10	NR	875	0	NR			

REPORT NUMBER: SP1-2407-157-6

Melanopic Flux vs. Wavelength



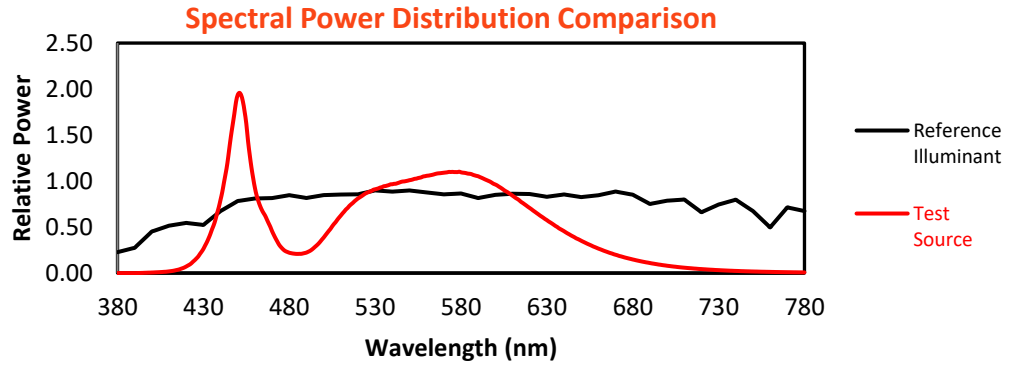
Melanopic Lumens: NR

M/P: 3.73

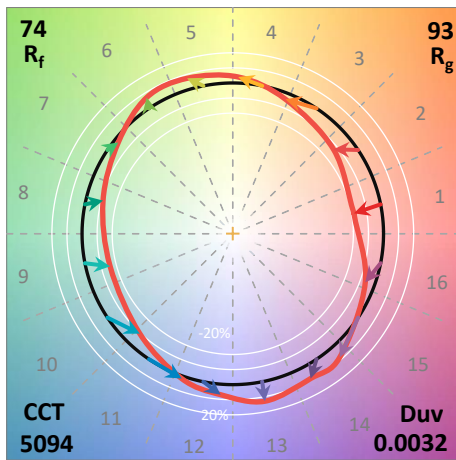
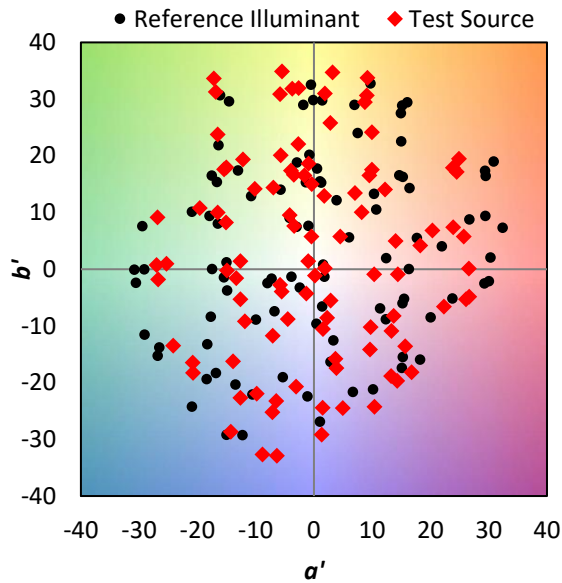
λ (nm)	Power W <sup>^</sup> /nm	Lumens (φ/nm)	λ (nm)	Power W <sup>^</sup> /nm	Lumens (φ/nm)	λ (nm)	Power W <sup>^</sup> /nm	Lumens (φ/nm)	λ (nm)	Power W <sup>^</sup> /nm	Lumens (φ/nm)	λ (nm)	Power W <sup>^</sup> /nm	Lumens (φ/nm)
360	0	NR	490	114	NR	620	361	NR	750	9	NR	880	0	NR
365	0	NR	495	145	NR	625	326	NR	755	8	NR	885	0	NR
370	0	NR	500	197	NR	630	294	NR	760	7	NR	890	0	NR
375	0	NR	505	259	NR	635	261	NR	765	6	NR	895	0	NR
380	0	NR	510	319	NR	640	232	NR	770	5	NR	900	0	NR
385	0	NR	515	373	NR	645	204	NR	775	4	NR	905	0	NR
390	0	NR	520	414	NR	650	179	NR	780	4	NR	910	0	NR
395	1	NR	525	445	NR	655	157	NR	785	3	NR	915	0	NR
400	3	NR	530	465	NR	660	136	NR	790	3	NR	920	0	NR
405	5	NR	535	482	NR	665	118	NR	795	2	NR	925	0	NR
410	9	NR	540	493	NR	670	102	NR	800	2	NR	930	0	NR
415	18	NR	545	505	NR	675	87	NR	805	2	NR	935	0	NR
420	36	NR	550	515	NR	680	75	NR	810	2	NR	940	0	NR
425	72	NR	555	527	NR	685	65	NR	815	1	NR	945	0	NR
430	134	NR	560	540	NR	690	56	NR	820	1	NR	950	0	NR
435	242	NR	565	550	NR	695	48	NR	825	1	NR	955	0	NR
440	407	NR	570	557	NR	700	41	NR	830	1	NR	960	0	NR
445	684	NR	575	561	NR	705	35	NR	835	1	NR	965	0	NR
450	988	NR	580	559	NR	710	30	NR	840	1	NR	970	0	NR
455	828	NR	585	551	NR	715	26	NR	845	1	NR	975	0	NR
460	473	NR	590	537	NR	720	22	NR	850	1	NR	980	0	NR
465	333	NR	595	516	NR	725	19	NR	855	0	NR	985	0	NR
470	232	NR	600	491	NR	730	16	NR	860	0	NR	990	0	NR
475	146	NR	605	461	NR	735	14	NR	865	0	NR	995	0	NR
480	113	NR	610	429	NR	740	12	NR	870	0	NR	1000	0	NR
485	106	NR	615	395	NR	745	10	NR	875	0	NR			

**Summary**

$R_f = 73.7$   
 $R_g = 93$   
 $CIE R_a = 72.0$   
 $R_9 = -39.6$



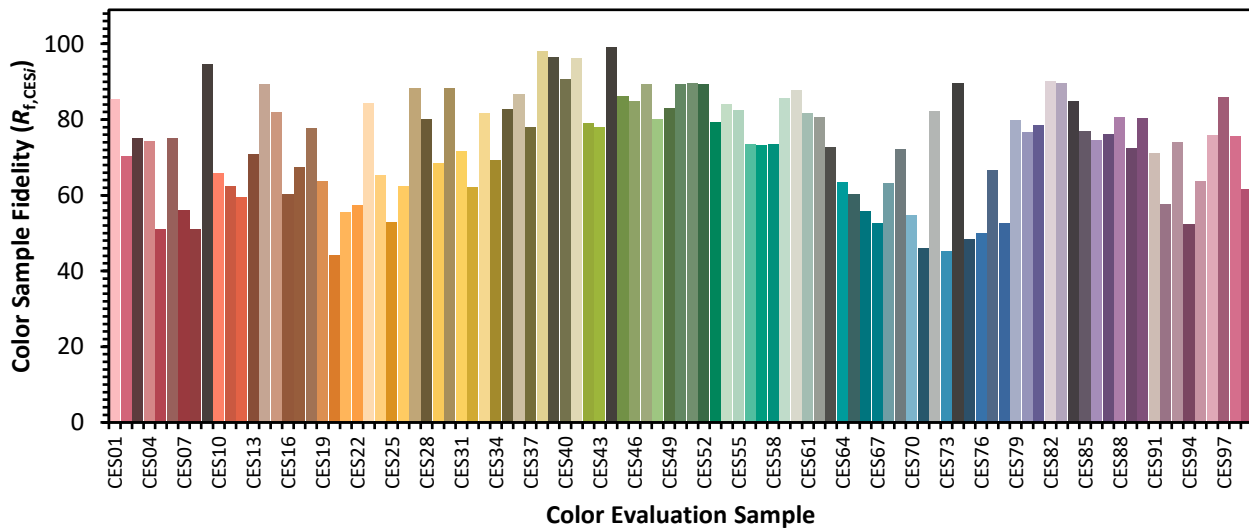
**Color Vector Graphics**



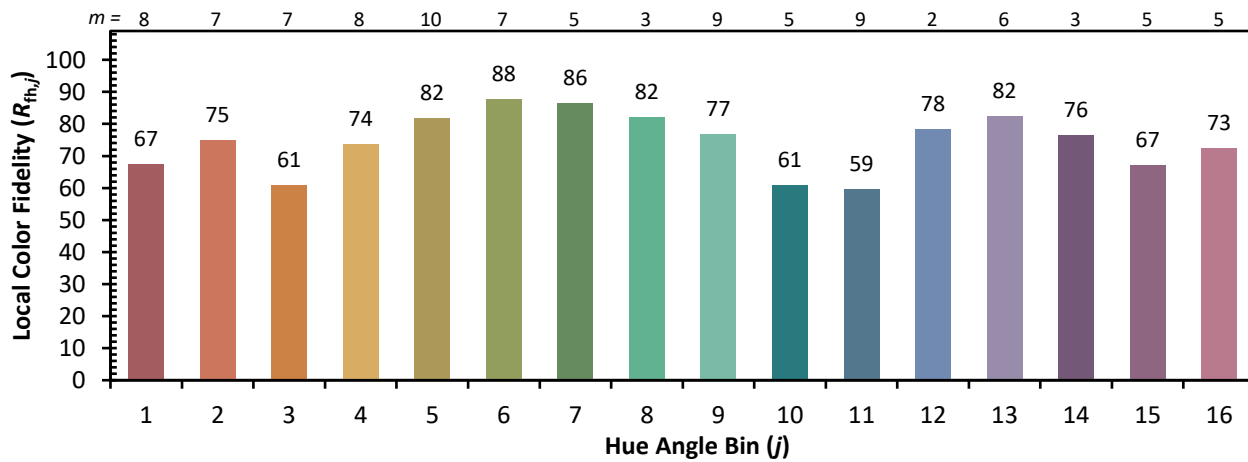
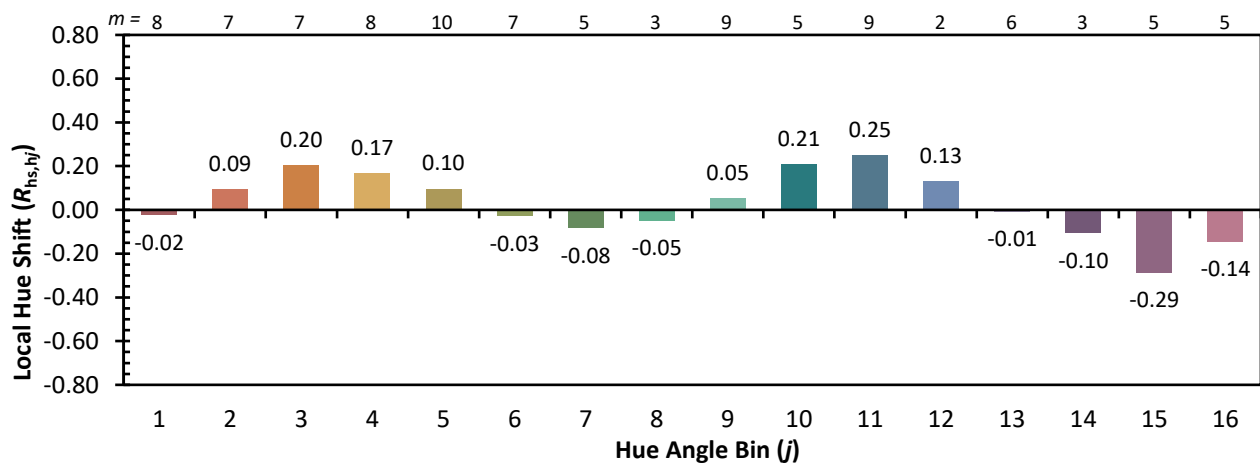


**Individual Sample Fidelity Index ( $R_{f,i}$ )**

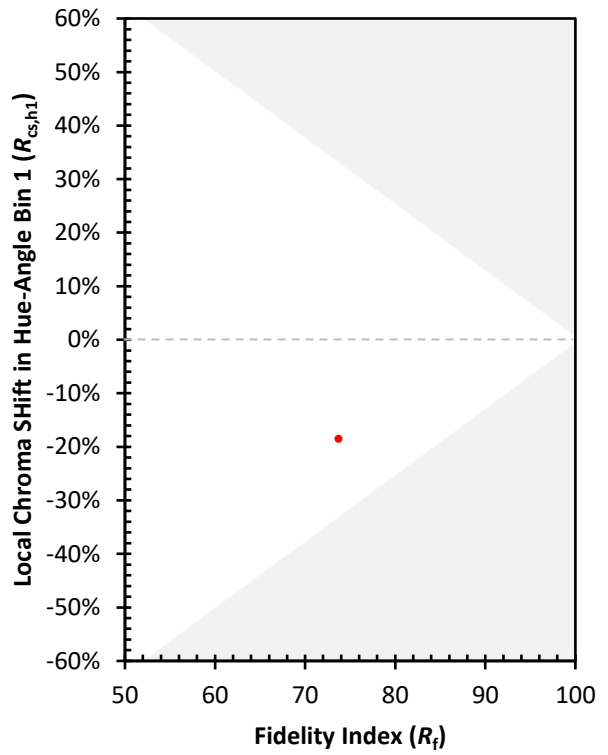
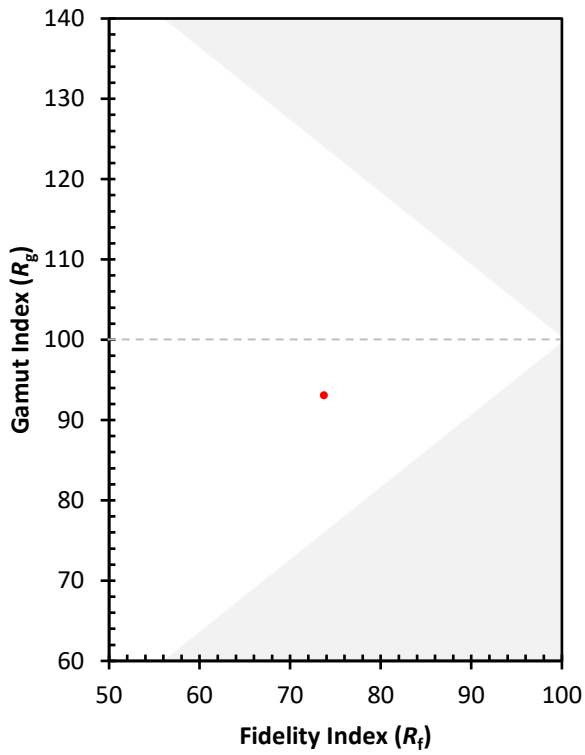
CES01 = 85	CES26 = 62	CES51 = 90	CES76 = 50
CES02 = 59	CES27 = 88	CES52 = 89	CES77 = 67
CES03 = 30	CES28 = 80	CES53 = 79	CES78 = 53
CES04 = 69	CES29 = 69	CES54 = 84	CES79 = 80
CES05 = 46	CES30 = 88	CES55 = 83	CES80 = 77
CES06 = 50	CES31 = 72	CES56 = 74	CES81 = 78
CES07 = 38	CES32 = 62	CES57 = 73	CES82 = 90
CES08 = 38	CES33 = 82	CES58 = 73	CES83 = 90
CES09 = 29	CES34 = 69	CES59 = 86	CES84 = 85
CES10 = 72	CES35 = 83	CES60 = 88	CES85 = 77
CES11 = 56	CES36 = 87	CES61 = 82	CES86 = 75
CES12 = 61	CES37 = 78	CES62 = 81	CES87 = 76
CES13 = 41	CES38 = 98	CES63 = 73	CES88 = 81
CES14 = 74	CES39 = 96	CES64 = 63	CES89 = 72
CES15 = 70	CES40 = 91	CES65 = 60	CES90 = 80
CES16 = 46	CES41 = 96	CES66 = 56	CES91 = 71
CES17 = 49	CES42 = 79	CES67 = 53	CES92 = 58
CES18 = 55	CES43 = 78	CES68 = 63	CES93 = 74
CES19 = 71	CES44 = 99	CES69 = 72	CES94 = 52
CES20 = 63	CES45 = 86	CES70 = 55	CES95 = 64
CES21 = 85	CES46 = 85	CES71 = 46	CES96 = 76
CES22 = 77	CES47 = 89	CES72 = 82	CES97 = 86
CES23 = 91	CES48 = 80	CES73 = 45	CES98 = 76
CES24 = 90	CES49 = 83	CES74 = 90	CES99 = 62
CES25 = 71	CES50 = 89	CES75 = 48	



Color Rendition by Hue-Angle Bin



Measure Comparisons



(END OF REPORT)